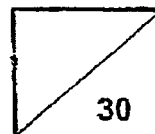




Pel Hwa Presbyterian Primary School  
Mathematics  
Primary 4  
Weighted Assessment 2



Name : \_\_\_\_\_ ( )

Class: \_\_\_\_\_

Date : \_\_\_\_\_

Parent's Signature: \_\_\_\_\_

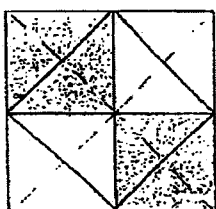
**Section A: Multiple Choice Questions (12 marks)**

Questions 1 to 6 carry 2 marks each.

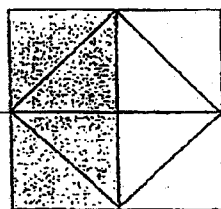
For each question, four options are given. One of them is the correct answer.

Make your choice (1, 2, 3 or 4) and write your choice (1, 2, 3 or 4) in the brackets provided.

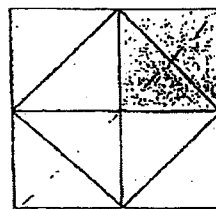
1. Figures P, Q, R and S are each made up of 8 identical triangles that form 4 squares. Which of these figures has only 2 lines of symmetry?



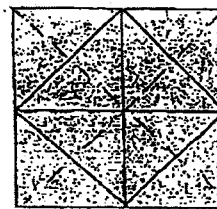
P



Q



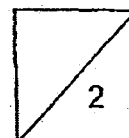
R



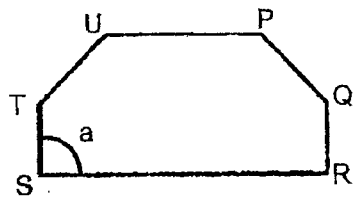
S

- (1) P  
(2) Q  
(3) R  
(4) S

( )



2. Which of the following is another way to name  $\angle a$ ?



- (1)  $\angle TSQ$
- (2)  $\angle RST$
- (3)  $\angle STU$
- (4)  $\angle RTS$

( )

3. Which of the following statements are true about a square?

- A. It has 4 right angles.
- B. It has 2 pairs of parallel lines.
- C. Its opposite sides are equal.

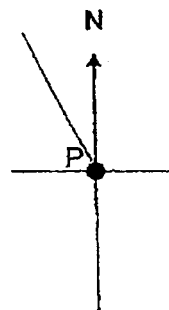
- (1) A and B only
- (2) A and C only
- (3) B and C only
- (4) A, B and C

( )

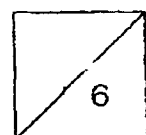
4. Tristan was standing at point P, facing South. He made an anti-clockwise turn and faced North-West.

How many degrees did he turn?

- (1)  $135^\circ$
- (2)  $180^\circ$
- (3)  $225^\circ$
- (4)  $270^\circ$

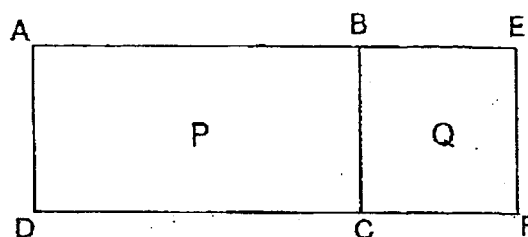


( )



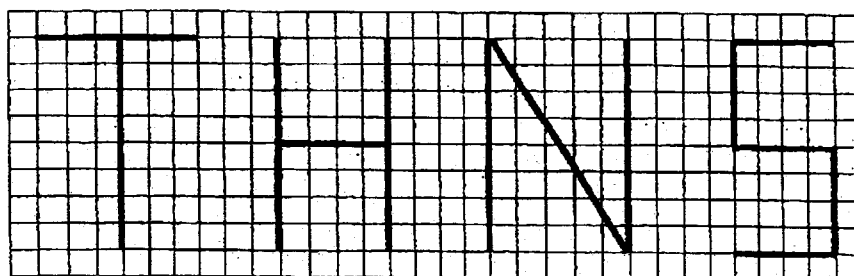
5. Figure AEFD is made up of rectangle P and square Q.  
Which side has the same length as EF?

- (1) DF  
(2) DC  
(3) AD  
(4) AB



( )

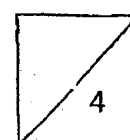
6. Four letters T, H, N, S are shown on a square grid.



How many of these letters have more than 1 line of symmetry?

- (1) 1  
(2) 2  
(3) 3  
(4) 4

( )

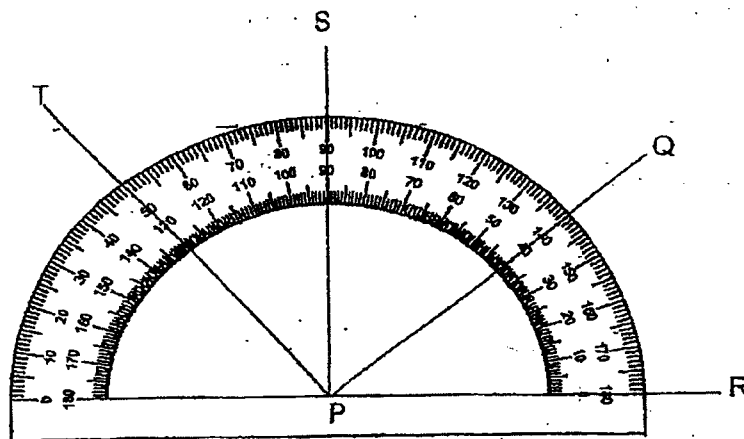


**Section B: Short-answer Questions (14 marks)**

Questions 7 to 13 carry 2 mark each.

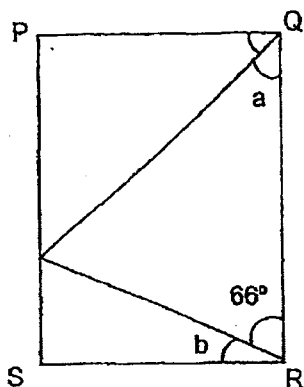
Show your working clearly in the space below each question and write your answers in the spaces provided. For questions which require units, give your answers in the units stated.

7. Name two angles that measure  $40^\circ$ .



Ans:  $\angle$  \_\_\_\_\_ and  $\angle$  \_\_\_\_\_

8. PQRS is a rectangle.

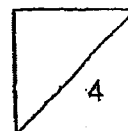


- a) Measure and write down the size of  $\angle a$ .

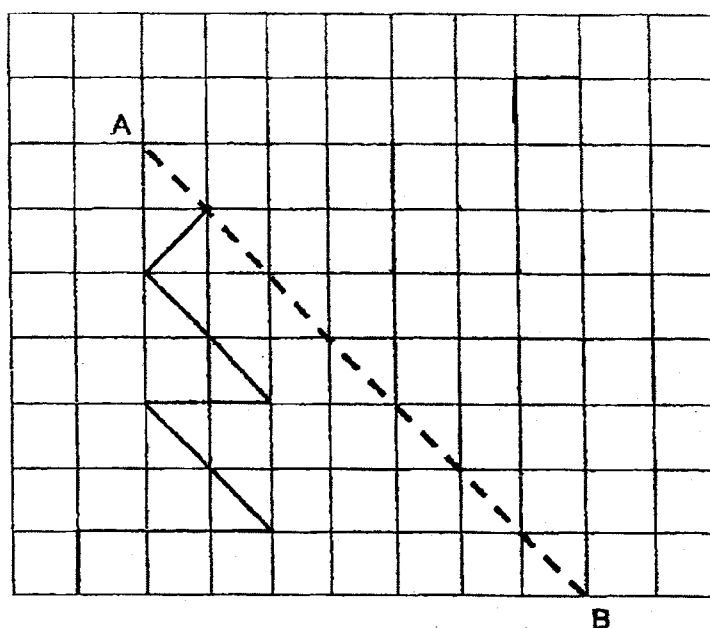
Ans: a) \_\_\_\_\_ $^\circ$

- b) Find  $\angle b$ .

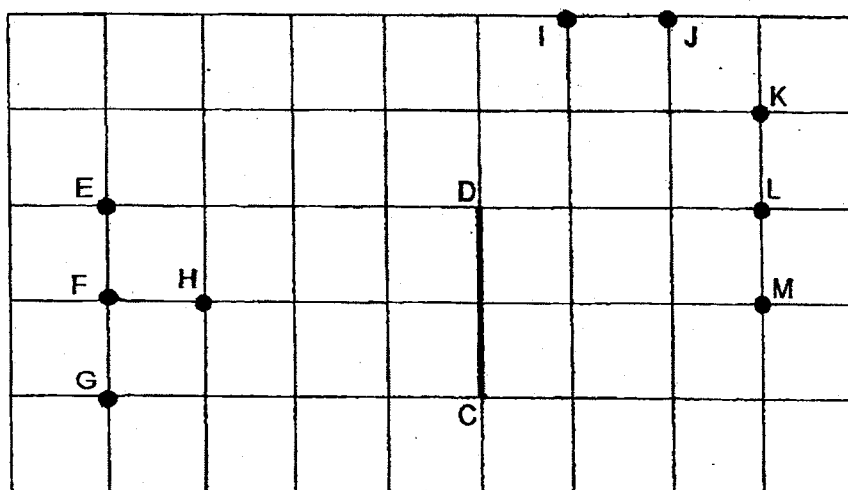
b) \_\_\_\_\_ $^\circ$



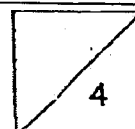
9. AB is the line of symmetry for a symmetric figure.  
Complete the symmetric figure below.




10. The square grid shows line CD and points E, F, G, H, I, J, K, L and M.



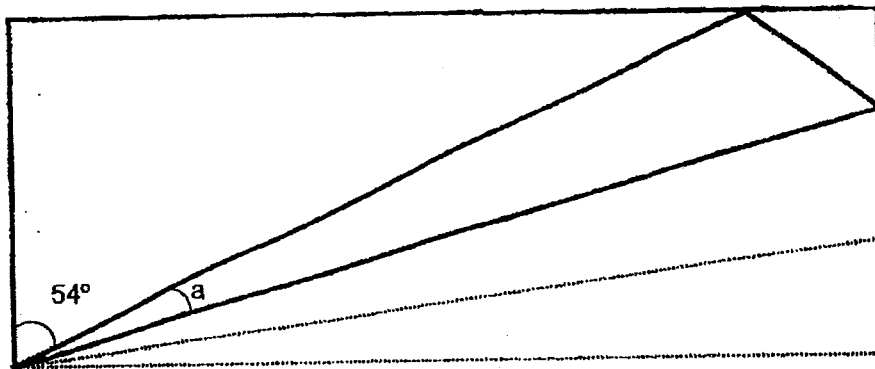
- a) Which point E, F, G or H when joined to C forms an angle of  $75^\circ$ ?  
Draw the line to the correct point in the square grid above.
- b) Which point L, K, J, I or M when joined to D forms an angle of  $135^\circ$ ?  
Draw the line to the correct point in the square grid above.



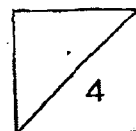
11. JN is the line of symmetry for a symmetric figure below.  
Complete the symmetric figure by shading 2 more squares.



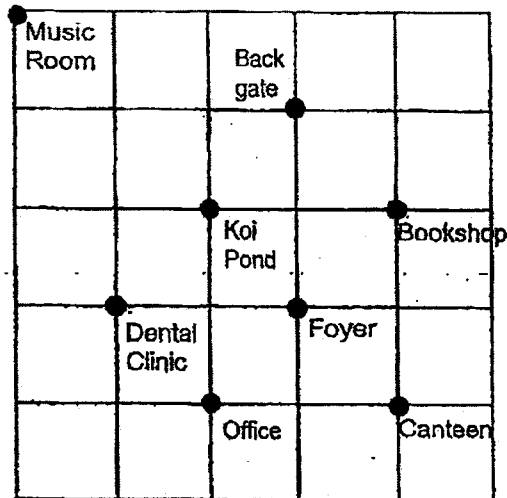
12. A rectangular piece of paper is folded twice in the exact same way as shown in the diagram below.  
Find  $\angle a$ .



Ans: \_\_\_\_\_ $^\circ$



13. Some of the places in a school are shown in the square grid.



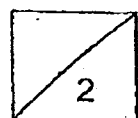
In the square grid,

- a) \_\_\_\_\_ is north-west of Koi pond.

Ans: a) \_\_\_\_\_

- b) Foyer is south-east of \_\_\_\_\_.

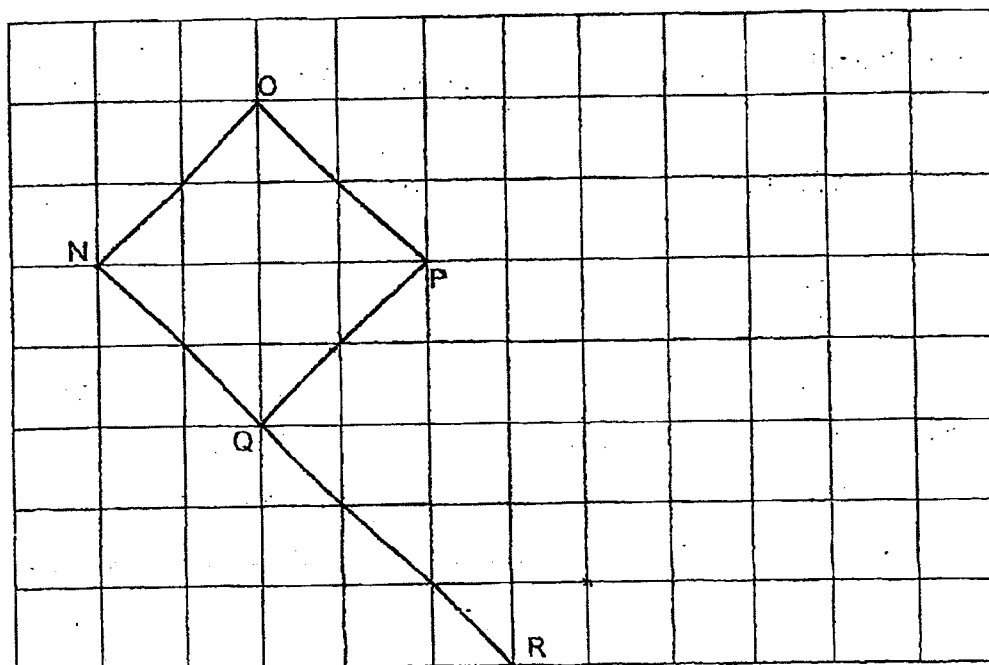
Ans: b) \_\_\_\_\_



**Section C: (4 marks)**

For question 14, show your working clearly and write your answers in the spaces provided. The number of marks available is shown in the brackets [ ] at the end of each question or part-question.

14. The square grid shows a figure NOPQ and line NR.



(Please turn over for questions.)



- a) Each of the statements below is either true or false.

For each statement, put a tick (✓) to indicate your answer.

Statement	True	False
NOPQ has only 1 pair of parallel lines.		
NOPQ has 4 equal sides.		
NOPQ is a square.		

[2]

- b) PS and RS are sides of a 4-sided figure PQRS.

$PQ = RS$ ,  $QR = PS$

Complete figure PQRS on Page 8 by drawing 2 more lines.

Use a pencil to draw the figure and label 'S' clearly.

[1]

- c) From the figure drawn in (b), circle the words that describe PQRS in the statement.

[1]

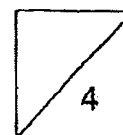
PQ ( is / is not ) parallel to RS.

QR ( is / is not ) parallel to PS.

Since PS and RS are ( equal / not equal ) sides, PQRS is a ( square / rectangle ).

---

End of paper  
Check your work (S)





SCHOOL : PEI HWA PRIMARY SCHOOL  
 LEVEL : PRIMARY 4  
 SUBJECT : MATHEMATICS  
 TERM : 2023 WA2

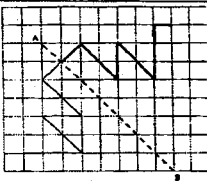
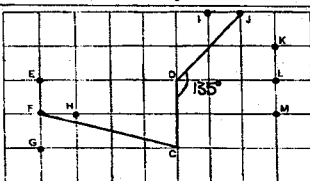

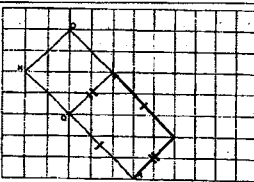
CONTACT :

---

**SECTION A**

Q1	1	Q2	2	Q3	4	Q4	3	Q5	3
Q6	1								

**SECTION B**

Q7	QPR & TPS								
Q8	a) $47^\circ$ b) $24^\circ$								
Q9									
Q10									
Q11									
Q12	$90^\circ - 54^\circ = 36^\circ$ $36^\circ \div 3 = 12^\circ$								
Q13	a) Music room      b) Koi pond								
Q14a	False, True, True								
Q14b									
Q14c	Is, is, not equal, rectangle								

